

## Small Volume High Efficiency, Friendly Maintenance.

Simple and durable design.

Saving downtime and increasing finished product delivery, the Rotary sieve is a cost-effective industrial vibrating sieve machine.



## Features




### Adjustable Drive

The adjustable drive system allows you to fine-tune the screening motion for your application. For example, increase the vibration amplitude for heavier products. Operates without tools.



### Quick Release Clamp

Users can increase or decrease the number of screen frames, replace screens with different meshes and check the mesh cloth status. The quick clamp makes this process easier.



### Screen Options

We provide a variety of screen options to improve the durability of the screen and stabilize the screening efficiency. They serve products of various hardness, specific gravity and particle size.

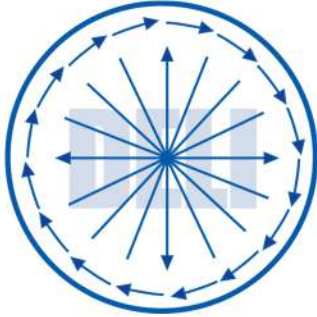


### Tightness Grade

Rotary sieve is designed with sealing, which can effectively solve the environmental pollution and product pollution caused by product leakage. The XF also allows the user to inject inert gas.


## Vibration Motion

The Rotary vibrating screen can move and screen products according to the motion patterns described below. The drive system consists of a motor and counterweights at both ends of the motor shaft. By adjusting the weight angle, you can switch between different motions. Each motion has a specific purpose depending on the screening requirements of your product.



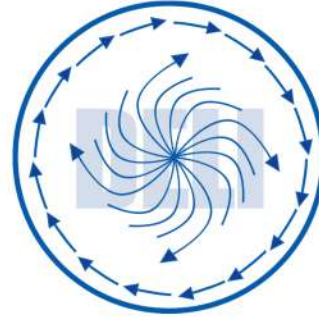
### 0° Lead

Fastest sieving speed. The product stays on the sieve surface for a short time, which may result in insufficient sieving.



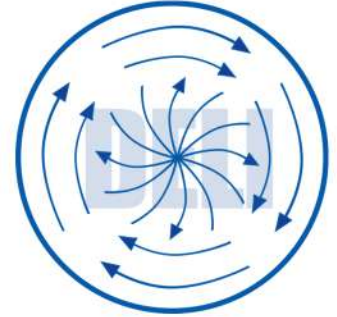
### 15° Lead

The product moves along the spiral track on the screen. The screening accuracy is higher than the 0 degree motion.



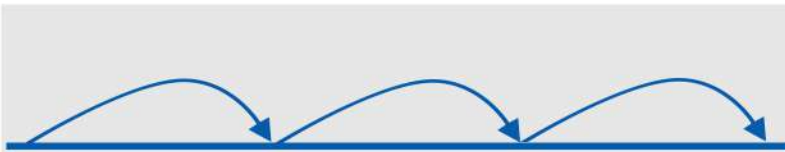
### 45° Lead

Classic Motion Suitable for most products. Yield and screening quality are maximized.



### 60° Lead

Maximum Efficiency. The product stays on the sieve surface longer time and is fully sieved. Suitable for dry and wet products.



The Rotary vibration provides extra vertical direction force on the screen, which makes the material move up and down and effectively solves mesh blocking problem.

## Benefits

### ■ Best Performance

The motion adjustability can unleash the maximum capacity of the equipment according to the product features, thus allows maximize the efficiency.

### ■ Quick Screen Replacement

The Quick release clamp structure allows 1~2 operators to replace the screen within 10 minutes without tools.

### ■ Increase Performance

Our more than 10 years of practical experience in multiple industries can provide you with professional advice to improve equipment performance.

### ■ Fast Lead time and Warranty

The production capacity of more than 2,000 units and efficient supply chain management provide you with a shortest production cycle of 2 weeks. We provide quality assurance services.

### Side Discharge - R

- Diameter 600~1800mm (23inch ~ 70inch) various sizes.
- Mesh size 2~600 mesh ( 0.02mm ~ 10mm ).
- 6-stage separation at the same time.
- De-Blinding Features: Balls, Brush, Ultrasonic.
- Adjustable vibration motions.



### Down Discharge - D

- Diameter 600~1800mm (23inch ~ 70inch).
- Mesh size 2~50 mesh ( 0.3mm ~ 10mm ).
- Direct discharge leads higher throughput.
- De-Blinding Features: Balls, Ultrasonic.
- Adjustable vibration motions via motor shaft weight.



### High Frequency - L

- 3000 rpm high frequency design for solid-liquid mixture.
- Mesh size 10~325 mesh ( 0.045 ~ 2mm ).
- Adjustable vibration motions via motor shaft weight.
- All made of 304/316L stainless steel.

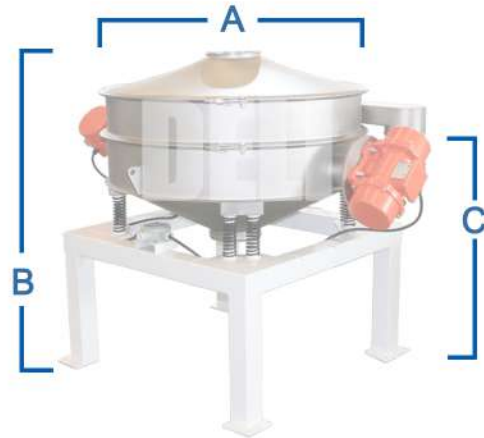


### Airtight

- Diameter 400~1200mm (16inch ~ 47inch).
- Mesh size 2~600 mesh ( 0.02mm ~ 10mm ).
- Airtight structure and Gas explosion-proof motor.
- De-Blinding Features: Balls, Ultrasonic.
- Oxygen control system.



# Specifications



A = Diameter  
B = Overall Height  
C = Outlet Height

## R 1200 - 2 S

Material: 304 Stainless Steel  
Screen Layer: 2  
Screen Diameter: 1200mm  
Series : Rotary screen

## Models List

Model NO.	Motor		Overall Dimension						Net Weight	
			A		B		C			
	Kw	Hp	MM	IN	MM	IN	MM	IN	KG	LB
R800-1	0.55	0.75	800	31	930	37	510	20	130	286
R800-2	0.55	0.75	800	31	1070	42	510	20	150	330
R800-3	0.75	1	800	31	1220	48	510	20	170	374
R800-4	0.75	1	800	31	1360	54	510	20	190	418
R1000-1	0.75	1	1000	39	1050	41	565	22	160	352
R1000-2	0.75	1	1000	39	1230	48	565	22	180	396
R1000-3	1.1	1.5	1000	39	1400	55	565	22	200	440
R1000-4	1.1	1.5	1000	39	1580	62	565	22	220	484
R1200-1	1.1	1.5	1200	47	1135	45	620	24	195	429
R1200-2	1.1	1.5	1200	47	1310	52	620	24	220	484
R1200-3	1.75	2.4	1200	47	1485	58	620	24	255	561
R1200-4	1.75	2.4	1200	47	1660	65	620	24	295	649
R1500-1	1.5	2	1500	59	1300	51	685	27	400	880
R1500-2	1.5	2	1500	59	1500	59	685	27	460	1012
R1500-3	3	4	1500	59	1700	67	685	27	520	1144
RD1000	0.25	0.35	1000	39	900	35	170	7	180	396
RD1200	0.4	0.55	1200	47	900	35	170	7	220	484
RD1500	0.4	0.55	1500	59	900	35	170	7	460	1012
RL800	0.25	0.35	800	31	1100	43	530	21	75	165
RL1000	0.4	0.55	1000	39	1220	48	550	22	95	209
RL1200	0.4	0.55	1200	47	1250	49	530	21	125	275